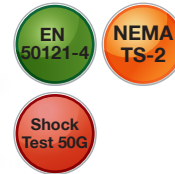




KGS-0840



Industrial 8-Port L2 Gigabit Ethernet Switch

Panel Mounting Bracket
KSD-8PB



Key Features:

- Provides 8 10/100/1000Mbps copper ports
- Auto-negotiation
- Auto MDI/MDI-X crossover function
- Supports IEEE 802.3x flow control for full duplex
- Supports back pressure flow control for half duplex
- Fully non-blocking Gigabit full wire speed switching performance
- Jumbo frame support
- Alarm relay output for power failure event and configured port link fault events
- Wide operating temperature range
- Supports Green Ethernet power saving
- Supports IEEE 802.3az Energy Efficient Ethernet
- Supports DIN-Rail mounting and panel mounting
- Industrial-rated emission and immunity performance

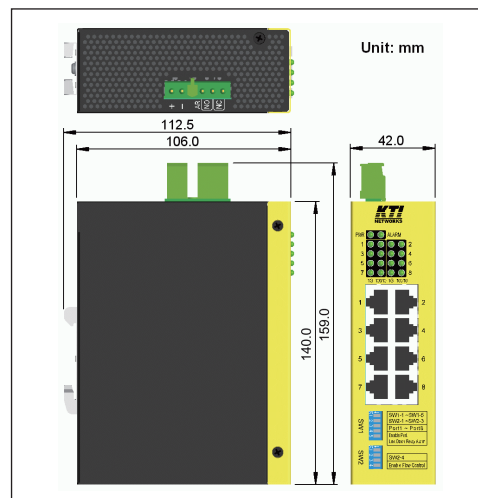
Specifications:

Standard	IEEE 802.3, 802.3u, 802.3ab, 802.3x, 802.3az
Network Ports	8 10/100/1000Mbps copper ports
Copper Ports	Shielded RJ-45, 10BASE-T, 100BASE-TX, 1000BASE-T compliant Auto-negotiation, auto-MDI/MDI-X support
Network Cables	Cat.5, 5e UTP or higher up to 100 meters
MAC Addresses	8K
Jumbo Frame Length	Up to 9.6K bytes
Packet Buffer Size	4M bits
LED Indication	Unit: Power, Alarm status Per copper port: 1G/Link/Activity, 10-100/Link/Activity
DC Power Input	Screwed terminal block: DC+ / DC- contacts Working voltage range: +8 ~ +57VDC Polarity reversal protection
Relay Output	Screwed terminal block: 3 dry contacts for NC & NO pairs Contact rating: 30VDC/1A or 120VAC/0.5A Alarm events: power failure, configured port link fault
DIP Setting SW	SW1 – SW8: Port link fault relay alarm per port configuration SW9: Flow control
Power Consumption	10W max.

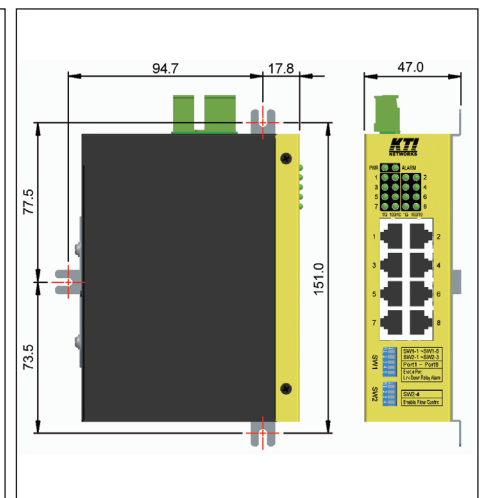
EMI EMS Safety Environmental Tests:

Test	Standard	Specifications
FCC/EMI	FCC Rule Part 15	Class A
CE/EMC/EMI	EN 61000-6-4	Class A
CE/EMC/EMS	EN 61000-6-2	
ESD Test	IEC 61000-4-2	Contact: +/-6kV Air: +/-8kV
RS Test	IEC 61000-4-3	Strength: 20V/m
EFT/BURST	IEC 61000-4-4	DC IN: +/-2kV Signal: +/-2kV
Surge Immunity	IEC 61000-4-5	DC IN: +/-1kV Signal: +/-2kV
CS Test	IEC 61000-4-6	Level 3
Magnetic Field Imm.	IEC 61000-4-8	50Hz 30A/m
Safety	EN 60950-1	
Dielectric Voltage	IEEE 802.3	TP, 1500VAC/60sec.
Insulation Resistance	IEEE 802.3	TP, 500VDC/10Mohm
Cold Test	IEC 60068-2-1 Ad	-40°C, 72hrs
Dry Heat Test	IEC 60068-2-2 Bd	+75°C, 30%RH, 72hrs
Damp Heat Test	IEC 60068-2-3 Ca	+75°C, 95%RH, 72hrs
Storage Test	IEC 60068-2-4B	-40°C, 96hrs +85°C, 30%RH, 96hrs +85°C, 95%RH, 96hrs
Vibration Test	IEC 60068-2-64 Fh	10-200Hz, 0.1g/Hz 200-500Hz, 0.03g/Hz
Shock test	IEC 60068-2-27 Ea	50G
NEMA TS2 Vibration test	NEMA TS2-2003 Proc, 2.2.8	5-30Hz, 0.5g XYZ, 1hr/axis
NEMA TS2 Environment test	NEMA TS2-2003 Proc, 2.2.7	Temp: -34 C-74 C Humid: 0%-90%
Humidity Cyclic Test	IEC 60068-2-30 Db	25 C/55 C, 95%RH 24hrs, 2 cycles

Housing	Enclosed metal with no fan
Environment	Operating Temperature: -30°C ~ +70°C Storage Temperature: -40°C ~ +85°C Relative Humidity: 5% ~ 90% non-condensing
Dimension	42 x 106 x 140 mm (WxDxH)
Mounting Support	DIN-Rail mounting, Panel mounting (Optional)
Approval	FCC Class A, VCCI Class A, CE mark Class A, IEC 60950-1 safety EN 61000-6-4 emission, EN 61000-3-2, EN 61000-3-3, EN 61000-6-2 Immunity for industrial environment, IEC 60068-2-64 Vibration, IEC 60068-2-27 Shock 50G test NEMA TS2 environment, EN 50121-4 Railway environment
MTBF	440K hours min.



Din-rail Mount Dimension



Panel & Wall Mount Dimension



Katron Technologies Inc.
15F-7, No. 79, Sec. 1, Hsin Tai Wu Rd.,
Hsi-chih District, New Taipei City, Taiwan
Tel: 886-2-2698-3878
Fax: 886-2-2698-3873
E-mail: kti@ktnet.com.tw
URL: http://www.ktnet.com.tw

Trademarks: All brand names are trademarks or registered trademarks of their respective holders.
This information is subject to change without prior notice.