



# KFS-0540, KFS-0840



## Industrial 5/8-Port L2 Fast Ethernet Switches

DIN-Rail Mounting



Panel Mounting Bracket  
PMB-0540



### Key Features:

- Auto MDI/MDI-X crossover function on the TP copper port
- Support IEEE 802.3x flow control for full-duplex operation
- Support Back-pressure flow control for half-duplex operation
- Wide operating temperature range for temperature critical environment
- Support DIN-Rail mounting and panel mounting
- Provide two power input types to meet more application needs
- Accept wide power input voltage range for application flexibility
- Industrial-rated Emission and Immunity performance

### Specifications:

Standard	IEEE 802.3 10BASE-T, IEEE 802.3u 100BASE-TX std.
Network Ports	5/8 10/100 Fast Ethernet copper ports Shielded RJ-45 jacks with auto-negotiation, auto-MDI/MDI-X support
Flow control	IEEE 802.3x pause packet for full-duplex operation Back-pressure for half-duplex operation
Cables	10Base-T: Cat. 3, 4, 5 or higher (100 meters max.) 100Base-TX: Cat. 5, 5e or higher (100 meters max.)
LEDs	Power status, Port link/activity status, Port speed status
Forwarding rate	10Base-T: 10Mbps (Half-duplex) 20Mbps (Full-duplex) 100Base-TX: 100Mbps (Half-duplex) 200Mbps (Full-duplex)
Packet Size	Up to 1536 bytes
Environment	Operating Temperature: -35°C ~ 70°C Storage Temperature: -40°C ~ 85°C Relative Humidity: 10% ~ 90% non-condensing
Dimensions	40 x 80 x 95 mm (WxDxH)
DC Power Input	Screwed terminal block DC jack: -D 6.3mm/+D 2.0mm Operating voltage range: +7V ~ +30VDC
Power Consumption	KFS-0540: 2.2W, KFS-0840: 2.3W
Housing	Enclosed metal with no fan
Mounting Support	DIN-Rail, Wall, Panel mounting (optional)
Approval	KFS-0540: FCC Class B, CE mark Class B, LVD IEN60950-1 safety KFS-0840: FCC Class A, CE mark Class A, LVD IEN60950-1 safety

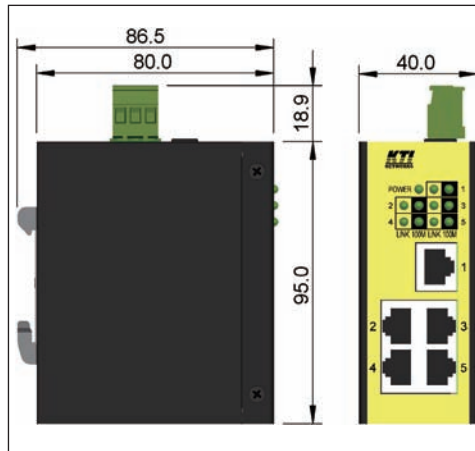
### EMI EMS Safety Environmental Tests:

Test	Standard	Specifications
FCC/EMI	FCC Rule Part 15	KFS-0540:Class B KFS-0840:Class A
CE/EMC/EMI	EN55022, CISPR 22	KFS-0540:Class B KFS-0840:Class A
CE/EMC/Harmonic	EN 61000-3-2	< 75 W
CE/EMC/VFF	EN 61000-3-3	Clause 5
CE/EMC/EMS	EN 55024	
ESD Test	IEC 61000-4-2	Contact: +/-4KV Air: +/-8KV
RS Test	IEC 61000-4-3	Strength: 10V/m
EFT/BURST	IEC 61000-4-4	DC IN: +/-0.5KV RJ-45: +/-1KV
Surge	IEC 61000-4-5	DC IN: +/-0.5KV RJ-45: +/-1KV
CS Test	IEC 61000-4-6	Level 3
Magnetic Field Imm.	IEC 61000-4-8	50Hz 100A/m
Voltage Dips Imm.	IEC 61000-4-11	Interruption: C Dips: B
Safety	IEC 60950	
Dielectric Voltage	IEEE 802.3	TP, 1500VAC/60sec.
Insulation Resistance	IEEE 802.3	TP, 500VDC/10Mohm
Cold Test	IEC 68-2-1 Test Ad	-35 C, 96hrs
Dry Heat Test	IEC 68-2-2 Test Bd	+70 C 40%RH 96hrs
Damp Heat Test	IEC 68-2-3	+60 C 90%RH 96hrs
Storage Test	IEC 68-2-48	-40 C 96hrs +85 C 40%RH 96hrs
Vibration Test	IEC 68-2-34	5-30Hz, 0.5g Operating

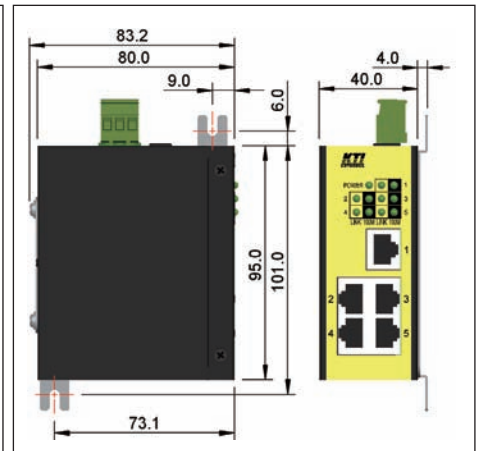
### Optional Accessories:

- KPW-1212-H-V AC Power adapters for high temperature 60°C for Europe, Input 100 ~ 240VAC, Output 12VDC/1A, 12Watts
- KPW-1212-H-U AC Power adapters for high temperature 60°C for USA, Input 100 ~ 240VAC, Output 12VDC/1A, 12Watts
- KPW-2012-D-E DIN-Rail Power Supply, Input 100 ~ 240VAC, Output 12VDC/1A 20Watts, WT -20°C ~ 60°C
- KPW-1012-D DIN-Rail Power Supply, Input 100 ~ 240VAC, Output 12VDC / 0.85A 10Watts, WT -25°C ~ 70°C
- PMB-0540 Panel mounting kit for KFS-0540, KFS-0840

### KFS-0540

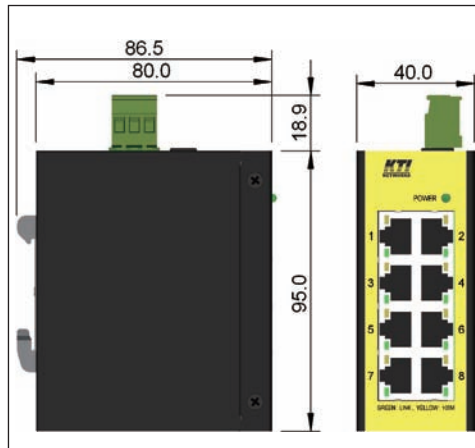


DIN-Rail Dimension

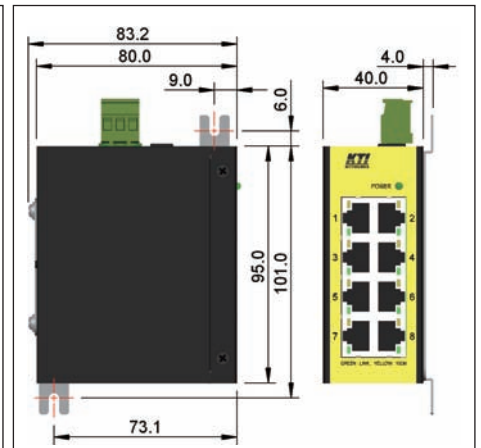


Panel Dimension

### KFS-0840



DIN-Rail Dimension



Panel Dimension



FCC Part 15, Class A  
CISPR 22 Class A

### Katron Technologies Inc.

15F-7, No. 79, Sec. 1, Hsin Tai Wu Rd.,  
Hsi-chih District, New Taipei City, Taiwan  
Tel: 886-2-2698-3878  
Fax: 886-2-2698-3873  
E-mail: kti@ktinet.com.tw  
URL: http://www.ktinet.com.tw

### KTI Networks Inc.

10415-A Westpark Drive, Houston,  
TX 77042. U.S.A.  
Tel: 1-713-266-3891  
Fax: 1-713-914-0555  
E-mail: contact@ktinet.com  
URL: http://www.ktinet.com

Trademarks: All brand names are trademarks or registered trademarks of their respective holders. This information is subject to change without prior notice.